




Club Health Assessment for District 27 B1 through September 2025

			Status	Membership					Reports					Finance		LCIF
Club Number	Club Name	Charter Date	Times in Status Quo in Past 2 Years	Current Member Count **	YTD Members Added	YTD Members Dropped	YTD Net Growth% ***	Member Count 1 Year Ago	Dropped Members Avg.Length of Service	Months Since Membership Update	Current Officers Reported ****	Current President Repeated Term	VP Reported *****	Last Date Reported Service (mm/yyyy)	Account Balance	YTD Donations
Clubs more than two years old																
30502	ADELL	04/07/1975	Active	8	0	0	0.00%	8		19	Y	5	R	08/2025		
	Exc Award (06/30/2023)															
36105	AMSTERDAM L C	10/03/1978	Active	10	0	0	0.00%	10		11	Y	9	R	09/2025		
10407	APPLETON EVENING	12/03/1963	Active	9	1	0	12.50%	8		1	Y		IP	09/2025		
	Exc Award (06/30/2023)															
10406	APPLETON NOON	03/01/1922	Active	44	1	3	-4.35%	46	5	0	Y		N	09/2025		\$20.00
	Exc Award (06/30/2016, 06/30/2023)															
10408	BERLIN	06/13/1940	Active	26	0	1	-3.70%	25	1	2	Y	2	R	09/2025		\$100.00
65278	BRANDON	04/26/2002	Active	7	0	0	0.00%	7		8	Y	3	R	08/2025		
	Exc Award (06/30/2020, 06/30/2021)															
10410	BRILLION	06/10/1929	Active	22	1	0	4.76%	22		1	Y		N	09/2025		
	Exc Award (06/30/2023)															
31742	BUTTE DES MORTS	02/27/1976	Active	19	0	0	0.00%	19		4	Y	2		08/2025	90+ Days	
10411	CAMPBELLSPORT	07/23/1931	Active	36	0	3	-7.69%	45	16	0	Y		N	09/2025		
32208	CASCADE	05/12/1976	Active	19	0	0	0.00%	20		3	Y	6	R	07/2024		
10412	CHILTON	02/12/1973	Active	41	1	0	2.50%	41		2	Y		N	07/2025		
	Exc Award (06/30/2024)															
10413	CLEVELAND	06/04/1963	Active	30	0	0	0.00%	31		0	Y	2	R	09/2025		
	Exc Award (06/30/2024)															
10414	COLOMA	05/30/1972	Active	33	0	0	0.00%	26		3	Y		N	09/2025		
31743	EDEN	02/24/1976	Active	32	2	0	6.67%	43		2	Y	2	R	09/2025		
45322	ELDORADO	08/26/1985	Active	27	1	0	3.85%	24		2	Y		N	07/2025		
10415	ELKHART LAKE	06/14/1971	Active	44	2	0	4.76%	45		0	Y		N	09/2025		\$2,000.00
10416	ENDEAVOR	10/26/1955	Active	19	0	0	0.00%	21		1	Y			09/2025		\$20.00
10417	Fairwater	01/06/1964	Active(1)	7	0	0	0.00%	0		3	Y			09/2025		\$220.00
	Exc Award (06/30/2017)															
10419	FOND DU LAC EVENING	06/05/1973	Active	23	0	0	0.00%	21		1	Y		IP	09/2025		\$20.00
	Exc Award (06/30/2025)															
10420	FRANCIS CREEK	08/15/1962	Active	24	0	1	-4.00%	21	37	0	Y		N	09/2025	90+ Days	
	Exc Award (06/30/2023, 06/30/2025)															




Club Health Assessment for District 27 B1 through September 2025

			Status	Membership						Reports				Finance	LCIF	
Club Number	Club Name	Charter Date	Times in Status Quo in Past 2 Years	Current Member Count **	YTD Members Added	YTD Members Dropped	YTD Net Growth% ***	Member Count 1 Year Ago	Dropped Members Avg.Length of Service	Months Since Membership Update	Current Officers Reported ****	Current President Repeated Term	VP Reported *****	Last Date Reported Service (mm/yyyy)	Account Balance	YTD Donations
10422	HANCOCK	10/26/1970	Active	14	0	0	0.00%	13		4	Y	3	R	11/2024	90+ Days	
10423	HILBERT	01/04/1974	Active	26	4	0	18.18%	22		2	Y		N	09/2025		
	Exc Award (06/30/2023)															
10424	HOWARDS GROVE	06/27/1973	Active	16	0	0	0.00%	12		3	Y	2	N	09/2025		
	Exc Award (06/30/2025)															
10425	KIEL	05/11/1966	Active	30	0	0	0.00%	35		0	Y	2	R	09/2025		
	Exc Award (06/30/2023)															
10426	KINGSTON	02/07/1963	Active	26	0	0	0.00%	28		4	Y	3	R	04/2025		
29208	LARSEN-WINCHESTER	04/30/1974	Active	70	1	2	-1.41%	61	15	0	Y		N	09/2025		
	Exc Award (06/30/2023, 06/30/2024, 06/30/2025)															
10428	MANITOWOC	01/10/1922	Active	30	0	0	0.00%	30		4	Y		N	08/2025		
	Exc Award (06/30/2021, 06/30/2023)															
10429	MARIBEL	01/21/1965	Active	28	0	0	0.00%	25		6	Y		N	09/2025		
10430	MARKESAN	08/23/1965	Active	9	0	0	0.00%	15		4	N	2		09/2025		
	Exc Award (06/30/2018, 06/30/2019, 06/30/2020)															
154429	Markesan Grand River	06/02/2023	Active(1)	12	1	0	9.09%	25		1	Y	2	R	09/2025		
	Exc Award (06/30/2023)															
10432	MISHICOT	01/09/1946	Active	27	1	0	3.85%	26		1	Y	2	R	09/2025		
	Exc Award (06/30/2022, 06/30/2024)															
10434	MONTELLO	12/03/1964	Active	19	0	0	0.00%	19		5	Y	2	R	07/2025		
	Exc Award (06/30/2023)															
10435	NEENAH	03/23/1936	Active	10	0	0	0.00%	12		3	Y		N	04/2025		
29107	NESHKORO	04/17/1974	Active	38	0	0	0.00%	40		3	Y		N	09/2025		
10436	NEW HOLSTEIN	04/09/1970	Active	48	0	0	0.00%	50		5	Y		N	09/2025		
31249	NEWTON	10/23/1975	Active	13	0	1	-7.14%	14	49	2	Y		IP	08/2025		
	Exc Award (06/30/2023)															
10437	OAKFIELD	12/06/1966	Active	32	2	1	3.23%	31	40	2	Y	2	R	09/2025		
10545	OXFORD	06/13/1955	Active	40	0	0	0.00%	38		1	Y		R	08/2025		
39867	PICKETT	05/13/1981	Active	27	0	3	-10.00%	32	10	2	Y		N	08/2025		
	Exc Award (06/30/2023)															




Club Health Assessment for District 27 B1 through September 2025

			Status	Membership					Reports					Finance		LCIF
Club Number	Club Name	Charter Date	Times in Status Quo in Past 2 Years	Current Member Count **	YTD Members Added	YTD Members Dropped	YTD Net Growth% ***	Member Count 1 Year Ago	Dropped Members Avg.Length of Service	Months Since Membership Update	Current Officers Reported ****	Current President Repeated Term	VP Reported *****	Last Date Reported Service (mm/yyyy)	Account Balance	YTD Donations
10440	PLAINFIELD	02/25/1957	Active	15	0	0	0.00%	16		3	Y	2	R	05/2025	90+ Days	\$100.00
10441	PLYMOUTH	04/02/1964	Active	63	0	0	0.00%	67		3	Y		N	06/2025		
Exc Award (06/30/2023)																
118172	POY SIPPI	10/30/2012	Active	12	0	0	0.00%	15		9	Y		N	04/2025		
10443	PRINCETON	11/22/1949	Active	23	0	0	0.00%	25		8	Y		N	09/2025		
10444	RANDOM LAKE	12/12/1951	Active	16	0	0	0.00%	18		6	Y	6	R	03/2025		
10445	RED GRANITE	07/12/1955	Active	5	0	0	0.00%	9		5	Y	9	R	04/2025		
10446	REEDSVILLE	09/02/1938	Active	9	0	0	0.00%	9		3	N	2	N	02/2025		
10447	RIPON	12/07/1955	Active	16	0	0	0.00%	14		5	Y	3		09/2025		
10448	ROSENDALE	01/15/1968	Active	33	1	2	-2.94%	37	26	1	Y	4	R	09/2025		
10450	SHEBOYGAN EVENING	01/30/1922	Active	18	0	0	0.00%	16		3	Y		N	09/2025	\$270.00	
Exc Award (06/30/2016, 06/30/2023, 06/30/2025)																
10451	SHEBOYGAN FALLS	09/16/1952	Active	49	0	2	-3.92%	56	26	0	N	None	R	09/2025		
Exc Award (06/30/2023, 06/30/2024)																
10452	SHEBOYGAN NOON	11/12/1968	Active	39	1	0	2.63%	33		0	Y	2	N	09/2025		
Exc Award (06/30/2022, 06/30/2023, 06/30/2025)																
10453	SHERWOOD	04/17/1968	Active	52	2	6	-7.14%	54	28	0	Y		N	09/2025		
Exc Award (06/30/2023)																
10449	ST NAZIANZ	06/11/1952	Active	18	0	0	0.00%	18		4	Y	3	R	09/2025		
32926	ST PETER	11/04/1976	Active	62	0	0	0.00%	63		1	Y		N	09/2025		
Exc Award (06/30/2023)																
29108	STOCKBRIDGE	04/03/1974	Active	40	1	0	2.56%	37		2	Y		N	09/2025		
Exc Award (06/30/2023)																
67478	TOWN OF SHEBOYGAN	03/18/2003	Active	34	2	0	6.25%	34		0	Y	2	R	09/2025		
Exc Award (06/30/2021, 06/30/2022, 06/30/2023)																
10455	VALDERS	09/14/1938	Active	30	2	1	3.45%	31	23	0	Y	2	R	09/2025		
Exc Award (06/30/2022, 06/30/2024)																
33832	VAN DYNE	05/06/1977	Active	80	9	0	12.68%	70		0	Y	2	N	09/2025		
Exc Award (06/30/2017, 06/30/2019, 06/30/2021, 06/30/2023)																



Club Health Assessment for District 27 B1 through September 2025



						Status		Membership					Reports				Finance		LCIF
Club Number	Club Name	Charter Date				Times in Status Quo in Past 2 Years	Current Member Count **	YTD Members Added	YTD Members Dropped	YTD Net Growth***	Member Count 1 Year Ago	Dropped Members Avg.Length of Service	Months Since Membership Update	Current Officers Reported ****	Current President Repeated Term	VP Reported *****	Last Date Reported Service (mm/yyyy)	Account Balance	YTD Donations
45879	WALDO	03/24/1986				Active	17	1	0	6.25%	15		2	Y	4	R	07/2025		
	Exc Award (06/30/2023)																		
10457	WAYSIDE MORRISON	03/09/1951				Active	27	0	0	0.00%	29		5	Y		N	09/2025		
	Exc Award (06/30/2023)																		
10458	WESTFIELD	03/06/1969				Active	33	1	1	0.00%	32	33	0	Y		R	09/2025		
	Exc Award (06/30/2023, 06/30/2024)																		
10459	WITELAW	04/12/1965				Active	18	0	0	0.00%	20		4	Y	2	N	09/2025		
	Exc Award (06/30/2023)																		
10460	WILD ROSE	11/24/1952				Active	33	5	0	17.86%	31		0	Y		IP	09/2025		
10461	WINNEBAGO EAST SHORE	01/11/1961				Active	59	0	2	-3.28%	60	57	0	Y		N	08/2025		
	Exc Award (06/30/2023)																		
Current Total Clubs Count	YTD New Clubs Count	YTD Cancelled Clubs Count	YTD Net Club Gain	Current Total Members Count	YTD Add	YTD Drop	YTD Net Growth	YTD Net Growth %	Member Count 12 Months Ago	Average Member Count Per Club	% of Clubs with less than 20 members	% No Officer Report in 12 Months	% of Clubs with balance 90+ days	Number of Clubs in Status Quo	% Status Quo Clubs in Financial Suspension	Number of Cancelled Clubs	Average Cancelled Club Age	Members Lost Due to Cancellation	% of Clubs Cancelled for Non-Financial Reasons
64	0	0	0	1,796	43	29	14	0.79%	1,820	28	39%	0%	6%	0	0%	0	0	0	0%

* - P - Priority Club. Cancellation Reasons: 1-Objectives/conduct, 2-Non-active club, 5-Non-existing club, 6-Disbanding, 7-Merger, 8-Financial Suspension, 9-District/Multiple District Dues.

** Red denotes below 15 active members.

*** Red denotes 20% + loss.

**** Y - all 3 (President, Secretary, Treasurer) club officers reported, N - not all 3 reported.

***** Abbreviation: N-New, IP-Immediate Past, R-Repeat.